

St David's

COMMUNITY HEALTH FOUNDATION




Dental Program

FROM THE DOCTOR

After care instructions:












Date: _____

Instructions for care after your dental work done today include:

-  You had local anesthetic and your mouth will be numb on the _____ side. You will be numb for several hours Please avoid biting or chewing your cheeks or lips.
-  **Work was done that could possibly create discomfort or pain. Please notify us first if there is difficulty along these lines. We will take appropriate action.**
-  A tooth was removed. Please change gauze in 20 minutes. Insert new gauze and continue to bite down f or 20 more minutes to stop bleeding. A slight amount of bleeding would be considered normal. If you suspect increased bleeding, please notify us. **Do not go to sleep with gauze in your mouth.**

FOR THE PATIENT

You had the following **dental treatment** today:

-  Dental Exam
-  X-Rays
-  Toothbrushing Instruction
-  Dental Cleaning
-  **Temporary Fillings.** We put temporary fillings in your teeth because of either: extensive decay, difficulty in treating, lack of time, or because we wanted to be able to limit decay as much as possible. You will need to find a permanent dentist to replace these temporary fillings within 6 months.
-  **Root Canal Treatment.** Because decay was so deep on a permanent tooth, a root canal was started. This treatment removes the nerve of the tooth and fills the roots so the tooth will not have to be removed.
-  **Root Canal – Incomplete.** Please call to schedule an appointment to complete the root canal.
-  **Extraction.** Because your tooth was so badly decayed it was removed. Very slight bleeding is normal for the first day. If you think excessive bleeding is present, put gentle pressure, using gauze, over the site for 20 minutes. If bleeding continues, call **(512) 294-5509**.
-  **Needs Extraction.** You need a tooth removed. It is **important** that you contact us as soon as possible to schedule this. Call **(512) 294-5509**.
-  **Routine fillings.** No additional care will be needed for this tooth/these teeth.
-  **You need to find a permanent dentist to complete your dental work to avoid further dental problems.**

If you have any questions about the treatment you received, please call the dentist listed below:

Dr. _____



St. David's Dental Program
Phone: (512) 294-5509

For dental emergencies after 3:00PM, go to the nearest Emergency Room.